

ITAssignRegFormDB.php (Home page)

```
<!doctype html>
<html lang="en">
  <head>
    <!-- Required meta tags -->
    <meta charset="utf-8">
    <meta name="viewport" content="width=device-width, initial-scale=1">

    <!-- Bootstrap CSS -->
    <link
href="https://cdn.jsdelivr.net/npm/bootstrap@5.1.3/dist/css/bootstrap.min.
css" rel="stylesheet"
integrity="sha384-1BmE4kWBq78iYhFldvKuhfTAU6auU8tT94WrHftjDbrCEXSU1oBoqyl2
QvZ6jIW3" crossorigin="anonymous">

    <title>Registration Form</title>
    <style>
      .container{
        margin-top: 5%;
        padding-left:30%;
        padding-right:30%;
      }
      .card{
        width:500px;
        box-shadow: 0 20px 20px rgba(0, 0, 0, 0.7), 0px 0px 50px
rgba(0, 0, 0, 0.7);
        border-radius: 30px;
      }
      body{
        background-image : url("formbg.png");
      }
    </style>
    <script>
      function checkdata(){
        if(document.getElementById("emailid").value.length == 0){
          alert("Please Enter your Email");
        }
        else{
          ValidateEmail(document.getElementById("emailid").value);
        }
      }
    </script>
```

```

function ValidateEmail(inputText)
{
var mailformat = /^w+([.-]?w+)*@w+([.-]?w+)*(.w{2,3})+$/;
if(inputText.value.match(mailformat))
{
    //alert("You have entered a valid email address!");    //The pop
up alert for a valid email address
    //document.form1.text1.focus();
    return true;
}
else
{
    alert("You have entered an invalid email address!");    //The pop
up alert for an invalid email address
    document.form1.text1.focus();
    return false;
}
}

if(document.getElementById("name").value.length == 0){
    alert("Please Enter your name");
}

if(document.getElementById("name").value.length > 35){
    alert("Name cannot exceed the limit of 35 characters");
}

if(document.getElementById("age").value > 15 &&
document.getElementById("age").value < 60){
    alert("Kindly enter the age between 15 and 60");
}

if(document.getElementById("gender").value.length == 0){
    alert("Please Enter your Gender");
}

if(document.getElementById("gender").value != "Male" |
document.getElementById("gender").value != "Female"
|document.getElementById("gender").value != "Trans"){
    alert("Please Enter a valid gender!!!!!! (Male/Female/Trans)")
}

if(document.getElementById("course").value.length == 0){
    alert("Please Enter your Course");
}

```

```

        if(document.getElementById("studentid").value.length == 0){
            alert("Please Enter your student id");
        }
        if(document.getElementById("studentid").value.length > 7){
            alert("Kindly Enter a valid Student ID!!! ");
        }
        if(document.getElementById("marks1").value >= 0 &&
document.getElementById("marks1").value <= 100){
            alert("Kindly Enter valid marks1(0-100)");
        }
        if(document.getElementById("marks2").value >= 0 &&
document.getElementById("marks1").value <= 100){
            alert("Kindly Enter valid marks2(0-100)");
        }
        if(document.getElementById("marks3").value >= 0 &&
document.getElementById("marks1").value <= 100){
            alert("Kindly Enter valid marks3(0-100)");
        }
        if(document.getElementById("marks4").value >= 0 &&
document.getElementById("marks1").value <= 100){
            alert("Kindly Enter valid marks4(0-100)");
        }
        if(document.getElementById("marks5").value >= 0 &&
document.getElementById("marks1").value <= 100){
            alert("Kindly Enter valid marks5(0-100)");
        }
    }
</script>
</head>
<body>
    <div class ="container">
        <div class="row">
            <div class="col-md-12">
                <div class="card">
                    <div class="card-body">
                        <h1 style="text-align:center;"><em>Registration Form</em></h1>
                        <br>
                        <form action="insert.php" method="post">
                            <div class="mb-3">

```

```
        <label for="formGroupExampleInput" class="form-label">Name:
</label>

        <input type="text" class="form-control" name="name" id="name"
placeholder="Enter your Name" required>
    </div>

    <div class="mb-3">
        <label for="formGroupExampleInput2"
class="form-label">Age:</label>
        <input type="number" class="form-control" name="age" id="age"
placeholder="Enter your Age" required>
    </div>

    <div class="mb-3">
        <label for="formGroupExampleInput2"
class="form-label">Gender:</label>
        <input type="text" class="form-control" name="gender"
id="gender" placeholder="Enter Your gender" required>
    </div>

    <div class="mb-3">
        <label for="formGroupExampleInput2"
class="form-label">Course:</label>
        <input type="text" class="form-control" name="course"
id="course" placeholder="Enter Your Course" required>
    </div>

    <div class="mb-3">
        <label for="formGroupExampleInput2" class="form-label">Email
Id:</label>
        <input type="email" class="form-control" name="emailid"
id="emailid" placeholder="Enter Your Email" required>
    </div>

    <div class="mb-3">
        <label for="formGroupExampleInput2" class="form-label">Student
Id:</label>
        <input type="text" class="form-control" name="studentid"
id="studentid" placeholder="Enter Your StudentID" required>
    </div>

    <div class="mb-3">
        <label for="formGroupExampleInput2" class="form-label">Marks
1:</label>
        <input type="number" class="form-control" name="marks1"
id="marks1" placeholder="Enter Your Marks" required>
```

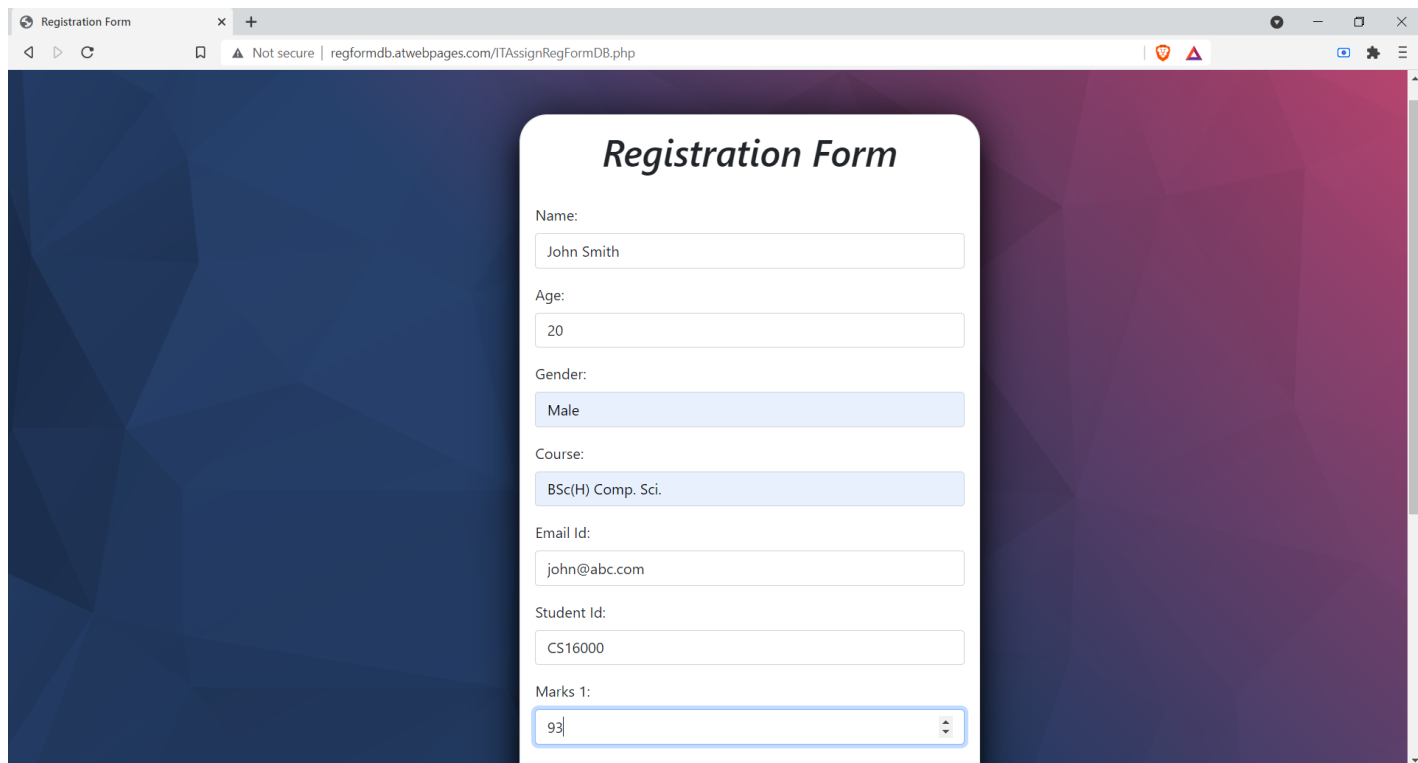
```

        </div>
        <div class="mb-3">
            <label for="formGroupExampleInput2" class="form-label">Marks
2:</label>
            <input type="number" class="form-control" name="marks2"
id="marks2" placeholder="Enter Your Marks" required>
        </div>
        <div class="mb-3">
            <label for="formGroupExampleInput2" class="form-label">Marks
3:</label>
            <input type="number" class="form-control" name="marks3"
id="marks3" placeholder="Enter Your Marks" required>
        </div>
        <div class="mb-3">
            <label for="formGroupExampleInput2" class="form-label">Marks
4:</label>
            <input type="number" class="form-control" name="marks4"
id="marks4" placeholder="Enter Your Marks" required>
        </div><div class="mb-3">
            <label for="formGroupExampleInput2" class="form-label">Marks
5:</label>
            <input type="number" class="form-control" name="marks5"
id="marks5" placeholder="Enter Your Marks" required>
        </div>
        <div class="row" style="margin-right:15%;margin-left:15%;">
            <div class="col-md-5">
                <button type="submit" class="btn btn-primary"
onclick="checkdata()">Register</button>
            </div>
            <div class="col-md-7">
                <a type="button" class="btn btn-primary"
href="display.php">Display Records</a>
            </div>
        </div>
    </div>
    <br><br>
</div>
</div>

```

```
</div>
<script
src="https://ajax.googleapis.com/ajax/libs/jquery/3.5.1/jquery.min.js"></s
cript>
<script
src="https://cdn.jsdelivr.net/npm/bootstrap@5.1.3/dist/js/bootstrap.bundle
.min.js"
integrity="sha384-ka7Sk0Gln4gmtz2MlQnikT1wXgYsOg+OMhuP+IlRH9sENBO0LRn5q+8n
bTov4+lp" crossorigin="anonymous"></script> </body>

</html>
```



The screenshot shows a web browser window with the title 'Registration Form'. The address bar indicates the URL is 'regformdb.atwebpages.com/ITAssignRegFormDB.php'. The form itself is titled 'Registration Form' and contains the following fields:

- Name:
- Age:
- Gender: ☐ Male
- Course:
- Email Id:
- Student Id:
- Marks 1:

Registration Form

Not secure | regformdb.atwebpages.com/ITAssignRegFormDB.php

BSc(H) Comp. Sci.

Email Id: john@abc.com

Student Id: CS16000

Marks 1: 93

Marks 2: 94

Marks 3: 95

Marks 4: 96

Marks 5: 97

Register Display Records

After Clicking, Register Button

insert.php

```
<!DOCTYPE html>
<html>

<head>
  <title>Insert Page page</title>
  <!-- Bootstrap CSS -->
  <link
href="https://cdn.jsdelivr.net/npm/bootstrap@5.1.3/dist/css/bootstrap.min.
css" rel="stylesheet"
integrity="sha384-1BmE4kWBq78iYhFldvKuhfTAU6auU8tT94WrHftjDbrCEXSU1oBoqyl2
QvZ6jIW3" crossorigin="anonymous">
  <script
src="https://ajax.googleapis.com/ajax/libs/jquery/3.5.1/jquery.min.js"></s
cript>
  <script
src="https://cdn.jsdelivr.net/npm/bootstrap@5.1.3/dist/js/bootstrap.bundle
.min.js"
```

```
integrity="sha384-ka7Sk0Gln4gmtz2MlOnikt1wXgYsOg+OMhuP+IlRH9sENBO0LRn5q+8n  
bTov4+lp" crossorigin="anonymous"></script> </body>
```

```
</head>
```

```
<body>
```

```
<?php
```

```
$conn = mysqli_connect("localhost", "root", "ansh2001", "mydb1");
```

```
// Check connection
```

```
if($conn === false){
```

```
    die("ERROR: Could not connect. "
```

```
        . mysqli_connect_error());
```

```
}
```

```
$name = $_POST['name'];
```

```
$age = $_POST['age'];
```

```
$gender = $_POST['gender'];
```

```
$course = $_POST['course'];
```

```
$emailid = $_POST['emailid'];
```

```
$studentid = $_POST['studentid'];
```

```
$marks1 = $_POST['marks1'];
```

```
$marks2 = $_POST['marks2'];
```

```
$marks3 = $_POST['marks3'];
```

```
$marks4 = $_POST['marks4'];
```

```
$marks5 = $_POST['marks5'];
```

```
// Performing insert query execution
```

```
$sql = "INSERT INTO
```

```
`student_info`(`name`,`age`,`gender`,`course`,`emailid`,`studentid`,`marks  
1`,`marks2`,`marks3`,`marks4`,`marks5`) VALUES ('$name',
```

```
'$age','$gender','$course','$emailid','$studentid','$marks1','$marks2','$m  
arks3','$marks4','$marks5')";
```

```
if(mysqli_query($conn, $sql)){
```

```
    echo "<h3>Data stored in a Database successfully.</h3>";
```

```
} else{
```

```
    echo "ERROR: Hush! Sorry $sql. "
```

```
        . mysqli_error($conn);
```



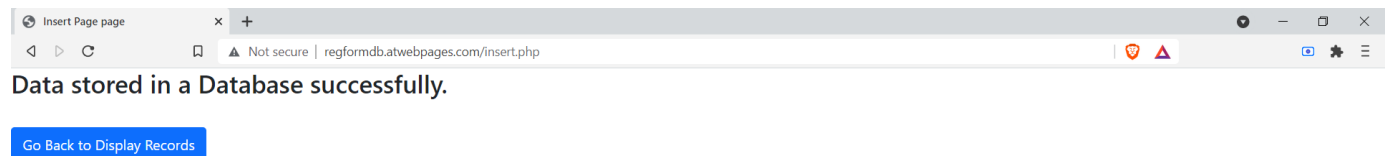
```

    }

    // Close connection
    mysqli_close($conn);
}
?>
<br>
<a type="button" class="btn btn-primary" href="display.php">Go
Back to Display Records</a>
</body>

</html>

```



After clicking, Go Back to Display Records button

display.php

```

<!DOCTYPE html>
<html>

<head>
    <title>Display Page </title>

```

```

    <!-- Bootstrap CSS -->
    <link
href="https://cdn.jsdelivr.net/npm/bootstrap@5.1.3/dist/css/bootstrap.min.
css" rel="stylesheet"
integrity="sha384-1BmE4kWBq78iYhFldvKuhfTAU6auU8tT94WrHftjDbrCEXSU1oBoqyl2
QvZ6jIW3" crossorigin="anonymous">
    <script
src="https://ajax.googleapis.com/ajax/libs/jquery/3.5.1/jquery.min.js"></s
cript>
    <script
src="https://cdn.jsdelivr.net/npm/bootstrap@5.1.3/dist/js/bootstrap.bundle
.min.js"
integrity="sha384-ka7Sk0Gln4gmtz2MlQnikT1wXgYsOg+OMhuP+IlRH9sENBO0LRn5q+8n
bTov4+lp" crossorigin="anonymous"></script> </body>

</head>

<body>
    <h1>Database Records: </h1><br>
    <?php
    $conn = mysqli_connect("localhost", "root", "ansh2001", "mydb1");

    // Check connection
    if($conn === false){
        die("ERROR: Could not connect. "
            . mysqli_connect_error());
    }

    $result = mysqli_query($conn,"SELECT * FROM `student_info`");

    echo "<table border='1' class='table table-hover'>
    <tr>
    <th>Name</th>
    <th>Age</th>
    <th>Gender</th>
    <th>Course</th>
    <th>Email ID</th>
    <th>Student ID</th>

```

```

<th>Marks 1</th>
<th>Marks 2</th>
<th>Marks 3</th>
<th>Marks 4</th>
<th>Marks 5</th>
</tr>";


while($row = mysqli_fetch_array($result))
{
echo "<tr>";
echo "<td>" . $row['name'] . "</td>";
echo "<td>" . $row['age'] . "</td>";
echo "<td>" . $row['gender'] . "</td>";
echo "<td>" . $row['course'] . "</td>";
echo "<td>" . $row['emailid'] . "</td>";
echo "<td>" . $row['studentid'] . "</td>";
echo "<td>" . $row['marks1'] . "</td>";
echo "<td>" . $row['marks2'] . "</td>";
echo "<td>" . $row['marks3'] . "</td>";
echo "<td>" . $row['marks4'] . "</td>";
echo "<td>" . $row['marks5'] . "</td>";
echo "</tr>";
}
echo "</table>";

mysqli_close($conn);
?>
<br>
<div class="row" style="margin-right:20%;margin-left:20%;">
    <div class="col-md-4">
        <a type="button" class="btn btn-primary"
onclick="openDel()">Delete Record</a></div>
        <br>
<div class="col-md-4">
<a type="button" class="btn btn-primary" href="ITAssignRegFormDB.php">Go
back to Registration Form</a></div>
<div class="col-md-4">
<a type="button" class="btn btn-primary" onclick="openEdit()">Edit
Records</a></div>
</div><br>

```

```
<form action = "delete.php" method = "post" id="delform" hidden
style="display:block;margin:10%;">
    <label>Enter the name of registered user whose record you want to
erase:</label><input type="text" class="form-control" name ="delname"
style="width:20%;"><br>
    <button type="submit" class="btn btn-primary"
name="submit">Submit</button>
</form><br>
    <form action = "editform.php" method = "post" id="editform" hidden
style="display:block;margin:10%;">
    <label>Enter the name of registered user whose record you want to
edit:</label>
    <input type="text" class="form-control" name ="editname"
style="width:20%;"><br>
    <button type="submit" class="btn btn-primary"
name="submit">Submit</button>
</form><br>
<script>
    function openDel(){
        document.getElementById("delform").hidden = false;
    }
    function openEdit(){
        document.getElementById("editform").hidden = false;
    }
</script>
</body>

</html>
```



Database Records:

Name	Age	Gender	Course	Email ID	Student ID	Marks 1	Marks 2	Marks 3	Marks 4	Marks 5
Ansh Rastogi	20	Male	BSc(H) Comp. Sci.	anshrastogi01@gmail.com	CS14935	92	93	94	95	96
Kunal Saini	20	Male	BSc(H) Comp. Sci.	kunal@abc.com	CS14998	98	97	97	99	100
John Smith	20	Male	BSc(H) Comp. Sci.	john@abc.com	CS16000	93	94	95	96	97

[Delete Record](#)[Go back to Registration Form](#)[Edit Records](#)

After clicking, Edit Records Button

editform.php

```
<!doctype html>
<html lang="en">
  <head>
    <!-- Required meta tags -->
    <meta charset="utf-8">
    <meta name="viewport" content="width=device-width, initial-scale=1">

    <!-- Bootstrap CSS -->
    <link
href="https://cdn.jsdelivr.net/npm/bootstrap@5.1.3/dist/css/bootstrap.min.
css" rel="stylesheet"
integrity="sha384-1BmE4kWBq78iYhF1dvKuhfTAU6auU8tT94WrHftjDbrCEXSU1oBoqyl2
QvZ6jIW3" crossorigin="anonymous">

    <title>Edit Form</title>
    <style>
      .container{
```

```

        margin-top: 5%;
        padding-left:30%;
        padding-right:30%;
    }

    .card{
        width:500px;
        box-shadow: 0 20px 20px rgba(0, 0, 0, 0.7), 0px 0px 50px
        rgba(0, 0, 0, 0.7);
        border-radius: 30px;
    }
}

</style>
<script>
    function checkdata(){
        if(document.getElementById("emailid").value.length == 0){
            alert("Please Enter your Email");
        }
        else{
            ValidateEmail(document.getElementById("emailid").value);
        }
        function ValidateEmail(inputText)
        {
            var mailformat = /^w+([.-]?w+)*@w+([.-]?w+)*(\.w{2,3})+$/;
            if(inputText.value.match(mailformat))
            {
                //alert("You have entered a valid email address!"); //The pop
                up alert for a valid email address
                //document.form1.text1.focus();
                return true;
            }
            else
            {
                alert("You have entered an invalid email address!"); //The pop
                up alert for an invalid email address
                document.form1.text1.focus();
                return false;
            }
        }
        if(document.getElementById("name").value.length == 0){
            alert("Please Enter your name");
        }
    }
}

```

```

    }
    if(document.getElementById("name").value.length > 35){
        alert("Name cannot exceed the limit of 35 characters");
    }
    if(document.getElementById("age").value > 15 &&
document.getElementById("age").value < 60){
        alert("Kindly enter the age between 15 and 60");
    }
    if(document.getElementById("gender").value.length == 0){
        alert("Please Enter your Gender");
    }
    if(document.getElementById("gender").value != "Male" |
document.getElementById("gender").value != "Female"
|document.getElementById("gender").value != "Trans"){
        alert("Please Enter a valid gender!!!!!! (Male/Female/Trans)");
    }
    if(document.getElementById("course").value.length == 0){
        alert("Please Enter your Course");
    }

    if(document.getElementById("studentid").value.length == 0){
        alert("Please Enter your student id");
    }
    if(document.getElementById("studentid").value.length > 7){
        alert("Kindly Enter a valid Student ID!!! ");
    }
    if(document.getElementById("marks1").value >= 0 &&
document.getElementById("marks1").value <= 100){
        alert("Kindly Enter valid marks1(0-100)");
    }
    if(document.getElementById("marks2").value >= 0 &&
document.getElementById("marks1").value <= 100){
        alert("Kindly Enter valid marks2(0-100)");
    }
    if(document.getElementById("marks3").value >= 0 &&
document.getElementById("marks1").value <= 100){
        alert("Kindly Enter valid marks3(0-100)");
    }
    if(document.getElementById("marks4").value >= 0 &&
document.getElementById("marks1").value <= 100){

```

```

        alert("Kindly Enter valid marks4(0-100)");
    }
    if(document.getElementById("marks5").value >= 0 &&
document.getElementById("marks1").value <= 100){
        alert("Kindly Enter valid marks5(0-100)");
    }
}
</script>
</head>
<body>
<?php
    $conn = mysqli_connect("localhost", "root", "ansh2001", "mydb1");

    // Check connection
    if($conn === false){
        die("ERROR: Could not connect. "
            . mysqli_connect_error());
    }

    $editname = $_POST['editname'];

$result = mysqli_query($conn,"SELECT * FROM `student_info` WHERE `name` =
'$editname'");

while($row = mysqli_fetch_array($result)){
?>
    <div class="container">
        <div class="row">
            <div class="col-md-12">
                <div class="card">
                    <div class="card-body">
                        <h1 style="text-align:center;"><em>Edit Submitted Form</em></h1>
                        <br>
                        <form action="edit.php" method="POST">
                            <div class="mb-3">
                                <label for="formGroupExampleInput" class="form-label">Name:
</label>

```



```
        <input type="text" class="form-control" name="name" id="name"
value="<?php echo $row['name'] ; ?>">
    </div>
    <div class="mb-3">
        <label for="formGroupExampleInput2"
class="form-label">Age:</label>
        <input type="number" class="form-control" name="age" id="age"
value="<?php echo $row['age']; ?>">
    </div>
    <div class="mb-3">
        <label for="formGroupExampleInput2"
class="form-label">Gender:</label>
        <input type="text" class="form-control" name="gender"
id="gender" value="<?php echo $row['gender']; ?>">
    </div>
    <div class="mb-3">
        <label for="formGroupExampleInput2"
class="form-label">Course:</label>
        <input type="text" class="form-control" name="course"
id="course" value="<?php echo $row['course']; ?>" >
    </div>
    <div class="mb-3">
        <label for="formGroupExampleInput2" class="form-label">Email
Id:</label>
        <input type="email" class="form-control" name="emailid"
id="emailid" value="<?php echo $row['emailid']; ?>" >
    </div>
    <div class="mb-3">
        <label for="formGroupExampleInput2" class="form-label">Student
Id:</label>
        <input type="text" class="form-control" name="studentid"
id="studentid" readonly value="<?php echo $row['studentid']; ?>" >
    </div>
    <div class="mb-3">
        <label for="formGroupExampleInput2" class="form-label">Marks
1:</label>
        <input type="number" class="form-control" name="marks1"
id="marks1" value="<?php echo $row['marks1']; ?>">
    </div>
    <div class="mb-3">
```

```

        <label for="formGroupExampleInput2" class="form-label">Marks
2:</label>
        <input type="number" class="form-control" name="marks2"
id="marks2" value="<?php echo $row['marks2']; ?>" >
    </div>
    <div class="mb-3">
        <label for="formGroupExampleInput2" class="form-label">Marks
3:</label>
        <input type="number" class="form-control" name="marks3"
id="marks3" value="<?php echo $row['marks3']; ?>" >
    </div>
    <div class="mb-3">
        <label for="formGroupExampleInput2" class="form-label">Marks
4:</label>
        <input type="number" class="form-control" name="marks4"
id="marks4" value="<?php echo $row['marks4']; ?>" >
    </div><div class="mb-3">
        <label for="formGroupExampleInput2" class="form-label">Marks
5:</label>
        <input type="number" class="form-control" name="marks5"
id="marks5" value="<?php echo $row['marks5']; ?>" >
    </div><br>
    <div class="row" style="margin-right:5%;margin-left:5%;">
        <div class="col-md-5">
            <button type="submit" class="btn btn-primary"
onclick="checkdata()">Make Changes</button>
        </div>
        <div class="col-md-7">
            <a type="button" class="btn btn-primary" href="display.php">Go
back to Display Records</a>
        </div>
    </div>
</form>
</div>
</div>
<br><br>
</div>
</div>
</div>
<?php

```

```

    }

    mysqli_close($conn);?>

</script>

    window.onload = (event) => {
        alert('Kindly Edit the field(s) you want to edit, then Click on Make
Changes. YOU CANNOT MAKE ANY CHANGES TO STUDENT ID ');
    };

</script>

<script
src="https://ajax.googleapis.com/ajax/libs/jquery/3.5.1/jquery.min.js"></s
cript>

<script
src="https://cdn.jsdelivr.net/npm/bootstrap@5.1.3/dist/js/bootstrap.bundle
.min.js"
integrity="sha384-ka7Sk0Gln4gmtz2MlQnikT1wXgYsOg+OMhuP+IlRH9sENBO0LRn5q+8n
bTov4+1p" crossorigin="anonymous"></script>

</body>

</html>

```

Display Page
x
+
Not secure | regformdb.atwebpages.com/display.php

Database Records:

Name	Age	Gender	Course	Email ID	Student ID	Marks 1	Marks 2	Marks 3	Marks 4	Marks 5
Ansh Rastogi	20	Male	BSc(H) Comp. Sci.	anshrastogi01@gmail.com	CS14935	92	93	94	95	96
Kunal Saini	20	Male	BSc(H) Comp. Sci.	kunal@abc.com	CS14998	98	97	97	99	100
John Smith	20	Male	BSc(H) Comp. Sci.	john@abc.com	CS16000	93	94	95	96	97

Delete Record
Go back to Registration Form
Edit Records

Enter the name of registered user whose record you want to edit:

On Clicking Edit Records Button After typing the name of record to be edited, Click Submit button:

The image consists of two screenshots of a web browser displaying a form titled "Edit Form" at the URL "regformdb.atwebpages.com/editform.php".

Top Screenshot: A warning message box is displayed over the form. The message reads: "regformdb.atwebpages.com says Kindly Edit the field(s) you want to edit, then Click on Make Changes. YOU CANNOT MAKE ANY CHANGES TO STUDENT ID". The form fields visible are: Name (John Smith), Age (20), Gender (Male), Course (BSc(H) Comp. Sci.), Email Id (john@abc.com), Student Id (CS16000), and Marks 1 (93).

Bottom Screenshot: The form is shown with the "Email Id" field highlighted with a blue border. The "Student Id" field is disabled (grayed out). The "Marks" section includes five fields: Marks 1 (93), Marks 2 (94), Marks 3 (95), Marks 4 (96), and Marks 5 (97). At the bottom of the form, there are two buttons: "Make Changes" and "Go back to Display Records".

After making changes to the email field, Click Make changes Button

edit.php

```
<!DOCTYPE html>
<html>

<head>
    <title>Edit page</title>
    <!-- Bootstrap CSS -->
    <link
href="https://cdn.jsdelivr.net/npm/bootstrap@5.1.3/dist/css/bootstrap.min.
css" rel="stylesheet"
integrity="sha384-1BmE4kWBq78iYhF1dvKuhfTAU6auU8tT94WrHftjDbrCEXSU1oBoqyl2
OvZ6jIW3" crossorigin="anonymous">
    <script
src="https://ajax.googleapis.com/ajax/libs/jquery/3.5.1/jquery.min.js"></s
cript>
    <script
src="https://cdn.jsdelivr.net/npm/bootstrap@5.1.3/dist/js/bootstrap.bundle
.min.js"
integrity="sha384-ka7Sk0Gln4gmtz2MlOnikT1wXgYsOg+OMhuP+IlRH9sENBO0LRn5q+8n
bTov4+lp" crossorigin="anonymous"></script>__</body>

</head>

<body>
    <?php
        $conn = mysqli_connect("localhost", "root", "ansh2001", "mydb1");

        // Check connection
        if($conn === false){
            die("ERROR: Could not connect. "
                . mysqli_connect_error());
        }

        $name = $_POST['name'];
        $age = $_POST['age'];
        $gender = $_POST['gender'];
        $course = $_POST['course'];
        $emailid = $_POST['emailid'];
        $studentid = $_POST['studentid'];
        $marks1 = $_POST['marks1'];
```

```

    $marks2 = $_POST['marks2'];
    $marks3 = $_POST['marks3'];
    $marks4 = $_POST['marks4'];
    $marks5 = $_POST['marks5'];

    // echo $name;
    // echo $age;
    // echo $course;
    // echo $gender;
    // echo $emailid;
    // echo $studentid;
    // echo $marks1;
    // echo $marks2;
    // echo $marks3;
    // echo $marks4;
    // echo $marks5;

    $sql = "UPDATE `student_info` SET
`name`='$name', `age`='$age', `gender`='$gender', `course`='$course', `emailid`
`='$emailid', `marks1`='$marks1', `marks2`='$marks2', `marks3`='$marks3', `mar
ks4`='$marks4', `marks5`='$marks5' WHERE `studentid` = '$studentid' ";

    if(mysqli_query($conn, $sql)){
        echo "<h3>Record Updated Successfully!!!</h3>";
    }
    else{
        echo "Some error occurred!!!";
    }

    // Close connection
    mysqli_close($conn);
    ?>

    <a type="button" class="btn btn-primary" href="display.php">Go
Back to Display Records</a>
</body>

</html>

```



After Clicking, Go Back to Display Records Button, You will see the changes made

A screenshot of a web browser window showing a table of database records. The table has 11 columns: Name, Age, Gender, Course, Email ID, Student ID, Marks 1, Marks 2, Marks 3, Marks 4, and Marks 5. There are three rows of data. Below the table are three blue buttons: 'Delete Record', 'Go back to Registration Form', and 'Edit Records'.

Name	Age	Gender	Course	Email ID	Student ID	Marks 1	Marks 2	Marks 3	Marks 4	Marks 5
Ansh Rastogi	20	Male	BSc(H) Comp. Sci.	anshrastogi01@gmail.com	CS14935	92	93	94	95	96
Kunal Saini	20	Male	BSc(H) Comp. Sci.	kunal@abc.com	CS14998	98	97	97	99	100
John Smith	20	Male	BSc(H) Comp. Sci.	john@gmail.com	CS16000	93	94	95	96	97

On Clicking the Delete Record button

delete.php

```
<!DOCTYPE html>
<html>

<head>
    <title>Delete page</title>
    <!-- Bootstrap CSS -->
    <link
href="https://cdn.jsdelivr.net/npm/bootstrap@5.1.3/dist/css/bootstrap.min.
css" rel="stylesheet"
integrity="sha384-1BmE4kWBq78iYhF1dvKuhfTAU6auU8tT94WrHftjDbrCEXSU1oBoqyl2
QvZ6jIW3" crossorigin="anonymous">
    <script
src="https://ajax.googleapis.com/ajax/libs/jquery/3.5.1/jquery.min.js"></s
cript>
    <script
src="https://cdn.jsdelivr.net/npm/bootstrap@5.1.3/dist/js/bootstrap.bundle
.min.js"
integrity="sha384-ka7Sk0Gln4gmtz2MlQnikT1wXgYsOq+OMhuP+IlRH9sENBO0LRn5q+8n
bTov4+lp" crossorigin="anonymous"></script>__</body>

</head>

<body>
    <?php
        $conn = mysqli_connect("localhost", "root", "ansh2001", "mydb1");

        // Check connection
        if($conn === false){
            die("ERROR: Could not connect. "
                . mysqli_connect_error());
        }

        if (isset($_POST['submit'])) {
            if (isset($_POST['delname'])){
                $delname = $_POST['delname'];
            }
        }
    }
```



```

    @$sql = "DELETE FROM `student_info` WHERE `name` = '$delname'";
    $f = mysqli_query($conn, $sql);
    if($f){
        echo "<h3>Record Deleted Successfully!!!</h3>";
    }
    else{
        echo "No Record not found, Kindly Enter the correct name!!";
    }

    // Close connection
    mysqli_close($conn);
    ?>

    <a type="button" class="btn btn-primary" href="display.php">Go
Back to Display Records</a>
</body>

</html>

```

The screenshot shows a web browser window with the address bar displaying 'regformdb.atwebpages.com/display.php'. The page title is 'Display Page'. The main content area features a table titled 'Database Records:' with the following data:

Name	Age	Gender	Course	Email ID	Student ID	Marks 1	Marks 2	Marks 3	Marks 4	Marks 5
Ansh Rastogi	20	Male	BSc(H) Comp. Sci.	anshrastogi01@gmail.com	CS14935	92	93	94	95	96
Kunal Saini	20	Male	BSc(H) Comp. Sci.	kunal@abc.com	CS14998	98	97	97	99	100
John Smith	20	Male	BSc(H) Comp. Sci.	john@gmail.com	CS16000	93	94	95	96	97

Below the table are three buttons: 'Delete Record', 'Go back to Registration Form', and 'Edit Records'. Under the 'Delete Record' button, there is a form with the label 'Enter the name of registered user whose record you want to erase:'. The input field contains the text 'John Smith', and there is a 'Submit' button below it.

On Clicking Delete Records and Typing the name of the record to be deleted.
Then, Clicking the Submit Button



On Clicking Go Back to Display Records Button

A screenshot of a web browser window showing a table of database records. The address bar shows 'regformdb.atwebpages.com/display.php'. The table has 11 columns: Name, Age, Gender, Course, Email ID, Student ID, Marks 1, Marks 2, Marks 3, Marks 4, and Marks 5. There are two rows of data. Below the table are three blue buttons: 'Delete Record', 'Go back to Registration Form', and 'Edit Records'.

Name	Age	Gender	Course	Email ID	Student ID	Marks 1	Marks 2	Marks 3	Marks 4	Marks 5
Ansh Rastogi	20	Male	BSc(H) Comp. Sci.	anshrastogi01@gmail.com	CS14935	92	93	94	95	96
Kunal Saini	20	Male	BSc(H) Comp. Sci.	kunal@abc.com	CS14998	98	97	97	99	100

Here, You will see that the record is deleted successfully!

